

SELD 24 100 Louvre Actuator

Linear Louvre Actuator / 24 V / 1000 N



The product is shown without the external extrusion installed.



SELD 24 100 Linear Louvre Actuator / 24 V / 1000 N

The SELD Linear Louvre Actuator is designed to deliver dependable and secure window locking for smoke and environmental ventilation applications.



This high-quality linear actuator is equipped with the following features:

- **Powerful Performance:** Delivers up to 1000 N of force, providing strong and reliable performance for various applications
- **Tested to the requirements of EN 12101-2 : 2003**
- **Efficient Operation:** Operates on a 24 V dc system, making it energy-efficient while offering consistent power output
- **Compact and Robust Design:** Built with a compact design, making it suitable for tight spaces without compromising on durability
- **Specifically designed for Louvre applications:** This ensures smooth and silent operation, ensuring the louvres operate seamlessly while maintaining a tight seal for optimal performance and energy efficiency
- **Smooth Operation:** The actuator provides smooth linear motion, ideal for applications requiring precise positioning and reliable locking
- **High Durability:** Designed to withstand demanding conditions, providing long-lasting performance and reducing the need for frequent maintenance
- **Product Warranty:** 15,000 operational cycles or 12 months¹

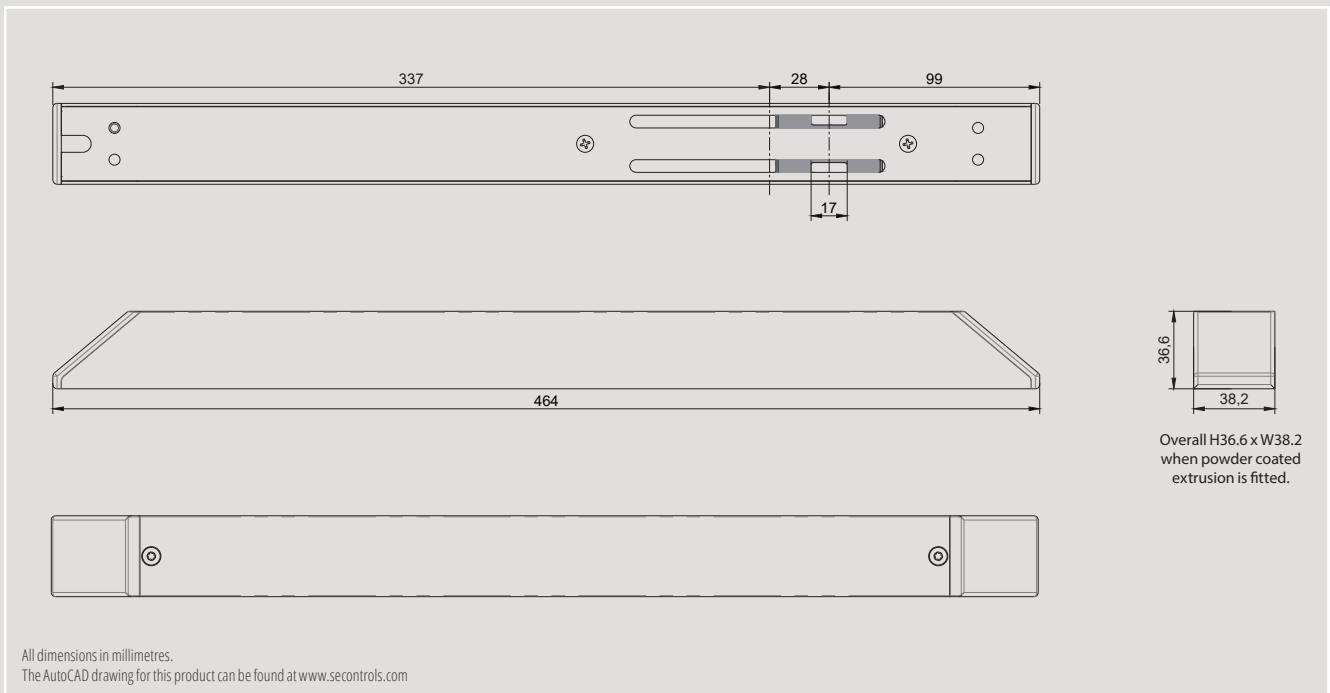
¹Commercial terms for each project will supersede this warranty information.



Applications

-  Environmental Ventilation
-  Smoke Ventilation

Technical Drawing



Technical Data



NB: 24 V actuators require control from a compatible low voltage unit such as an OS2 SHEVTEC controller or NVLogiQ PSU and permanent power should not be applied.

Please ensure the controllers have a minimum 1 second delay between switching and a permissible ripple voltage of 1Vs if they are not SE Controls products.



The SELD 24 100 Louvre Actuator cover and end caps are sold individually. For ordering information on these products, please refer to the Product Code Table opposite.

The actuator cover can be powder coated to meet a particular application need. If this option is required, please get in touch with SE Controls to discuss your requirements.

	Louvre Actuator
Actuator Designation	SELD 24 100
Actuator Type	24 V Linear Louvre Actuator
Voltage (all $\pm 15\%$)	24 V dc
Current Draw (Amp)	0.7 A Max dc at 1000 N
Stroke	28 mm
Operating Speed	-1.1 mm/s (factory pre-program)
Ambient Operating Temp	-5°C to +60°C
Thrust Force	1000 N Max
IP Rating	IP 42
Close Force	1000 N Max
Switching	Electronic
Standard Finish	Anodised
Colour Option	Powder Coated Outer Cover
Flex Length¹	5 m
Flex Type¹	2 Core 0.75 mm ² and 2 Core 0.5 mm ²
Flex Colour	Grey
Duty Cycle	40% (4 minutes on, 6 minutes off)
Product Warranty²	15,000 operational cycles or 12 months
Application	Smoke and Environmental Ventilation

¹ Dependant on Louvre Actuator Type

² Commercial terms for each project will supersede this warranty information.

Product Codes

Item Number	Description
AALD010028L	SELD 24 100 24V 1000 N 28 mm Louvre Drive 5 Mtr Flex
AALD01028LV	SELD 24 100 24V 1000 N 28 mm VFC Louvre Drive 5 Mtr Flex
AYS01000456	SELD 24 100 External Extrusion (Mill Finish)
AYS01000457	SELD 24 100 External Extrusion (RAL 7016)
AYS01000001	SELD 24 100 End Cap Pair, (RAL 7016) ¹

¹ For each actuator, order one pack which contains two end caps.