

Tested AOV Solutions for Smoke Ventilation

Tested Solutions and Standard Details



uniformarchitectural

The information in this document is correct at the time of issue, however is subject to change.

Tested AOV Solutions

uniformarchitectural



Uniform Architectural and SE Controls have collaborated together to provide the Construction market with a compliant NSHEV AOV to meet the requirements of EN12101-2:2003.

The Construction market cannot accept the use of a standard window and 'off the shelf' actuator as an AOV as both must be tested together and manufactured under a System 1 Factory Production Control process to comply. Utilising this tested solution and process detailed below will remove risk of non-compliance in life safety systems.

Compliance to EN12101-2:2003 for smoke vents is mandated by law in the Construction Products Regulation which has been in force since 2013.

The following process has been put in place to support you in placing that product onto the market compliantly.

SE Controls Certification Process

STAGE 1 Consult

Consult SE Controls:

- Ensure the profile that has been selected is within scope of the tested solution,
- free area performance calculations and to
- select the appropriate tested actuator.

STAGE 2 Purchase

Purchase your EN12101-2:2003 compliant AOV from Munster Joinery

STAGE 3 Installation of Actuators

Installation of actuators (on site) must be carried out under a System 1 FPC process as per the prescriptive detail. Apply certification mark.



STAGE 4 Certify

SE Controls produce a Declaration of Performance (DoP) to EN12101-2:2003 in accordance with BS 7346-8 and the CPR.



For a list of all SE Controls approved actuator installers [click here](#).

Typical AOV Applications



Proof of Compliance

DECLARATION OF PERFORMANCE				
SE CONTROLS	Document Ref:	SEP-0001-01-01	Date	15.09.2021
	Project Name:	Block A, High Street, Town	SE Ref:	SOR010000
1	Unique Identification Code of Product Type: NSHEV1 comprising SE Controls SESCO N 24 40 Chain Actuator and the System Company, Profile vertical vent.			
2	Manufacturing Date Code and Serial Number: As appears on product.			
3	Intended Use: Natural smoke and heat exhaust ventilator for smoke and heat control in construction works.			
4	Name of Manufacturer: SE Controls, Wellington Crescent, Fradley Park, Lichfield, Staffs, UK, WS13 8RZ Tel: +44 (0)1543 443060. Web: www.secontrols.com			
5	Authorised Representatives: Not applicable			
6	System of Assessment and verification of constancy of performance: System 1			
7	Harmonised Standard covered by Construction Products Regulation: EN 12101-2:2003 Smoke and Heat Control Systems -Specification for Natural Smoke and Heat Exhaust Ventilators.			
8	Notified Body: IFC International Certification Ltd., Princes Risborough, HP27 9AH, UK Notified body number: 1720 Performed the initial inspection of the manufacturing plant and of factory production control (FPC), and the continuous surveillance, assessment and evaluation of FPC, and issued the certificate of constancy of performance. Certificate ref 1720-CPR-0001/A.			
9	Essential Characteristics:			
	Declared performance		EN12101-2:2003	
	Nominal Activation Conditions	24v DC	4.1/ 4.2	
	Response Delay	<60s	7.1.2	
	Operational Reliability	Ref 1050 / 196.1050	7.1.7.4 (Annex CF)	
	Effectiveness of Smoke/ hot gas extraction	C _{ac} : 0.35 to 0.51	6 (Annex B)	
	Aerodynamic Free Area	C _{ac} : 0.35 to 0.61	6 (Annex B)	
	Performance Criteria under Fire Conditions	B300	7.5 (Annex G)	
	Fire Resistance - Mechanical stability	B300	7.5 (Annex G)	
	Ability to open under Environmental Conditions	T (50)	7.2/ 7.3 (Annex DE)	
	Reaction to Fire	A1	7.5.2.1	
10	The performance of the product identified in sections 1 and 2 above is in conformity with the declared performance in section 9 above. The declaration of performance is issued under the sole responsibility of the manufacturer identified in section 4 above.			
	Date:	15.09.21	Signed:	
	Place of Issue:	Lichfield, UK	Martin Gates - Director of Global Sales	

Licence holder:
Wellington Crescent
Fradley Park, Lichfield
Staffordshire WV13 8RZ
+44 (0)1543 443060
sales@secontrols.com
www.secontrols.com
CE
UKCA
UKNI
CE

Notified Body: IFC International Certification Ltd., Princes Risborough, HP27 9AH, UK. Certificate ref 1720-CPR-0001/A.

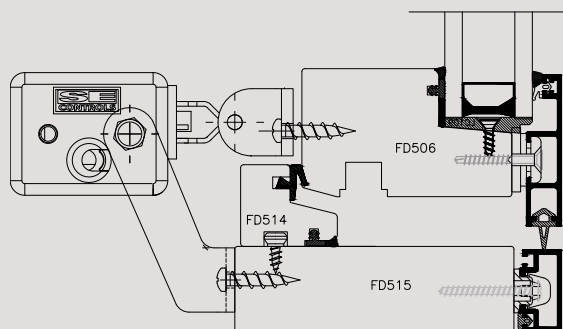
The Declaration of Performance (DoP) and the product certification mark are the ultimate proof of compliance which illustrates the vent profile and actuator have been tested together as a single solution to all declarable essential characteristics of EN12101-2:2003.

The NSHEV is part of a life safety system and the DoP is required at project handover stage in accordance with the CPR and BS7346-8 code of practice.

Ensure that you have this document as it will delay handover if not provided when requested.



Uniform Architectural uni one executive EN12101-2 Tested Profiles and Parameters



FRAME REF. NO.

OPENING VENT REF. NO.

SERIES 40 BRACKET KIT NO.

FD515

FD506

AKS16200003

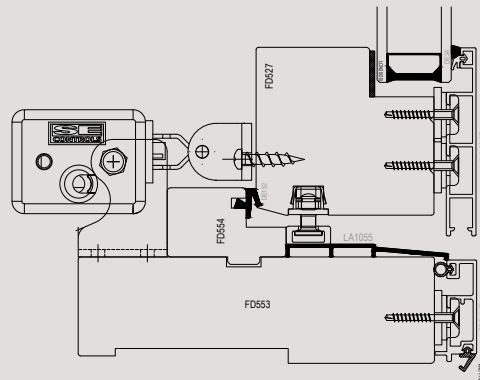
System Parameters

SYSTEM NAME	MAX SASH WIDTH	MAX SASH HEIGHT	MAX SASH WEIGHT
TOP HUNG OPEN OUT ON BUTT HINGE	1400MM	1400MM	90KG
SIDE HUNG OPEN OUT ON BUTT HINGE	1000MM	2700MM	90KG

Max Certifiable Weight = 90KG, Max Certifiable Perimeter = 7.1 Metres



Uniform Architectural uni one Format38 EN12101-2 Tested Profiles and Parameters



FRAME REF. NO.	OPENING VENT REF. NO.	ADDITIONAL REF.	SERIES 40 BRACKET KIT NO.
FD553	FD527	FD554	AKS15391000

System Parameters

SYSTEM NAME	MAX SASH WIDTH	MAX SASH HEIGHT	MAX SASH WEIGHT
TOP HUNG OPEN OUT ON BUTT HINGE	1400MM	1400MM	90KG
SIDE HUNG OPEN OUT ON BUTT HINGE	1000MM	2700MM	90KG

Max Certifiable Weight = 90KG, Max Certifiable Perimeter = 7.1 Metres



Notes

The profile parameters outlined within this document are aligned to Uniform Architectural tested performance parameters. If your vents are outside of these sizes please ensure you obtain written acceptance from Uniform Architectural for the oversized vents. Without this we cannot produce a Declaration of Performance.

The actuators alone will not act as 'window restrictors'. SE Controls recommend the installation of suitable restrictors relative to the orientation of the vent, so that stability is provided should the actuator be removed, or the vent is subjected to high external forces whilst in the open position. Contact our team for further advice.

Façade Engineering Services

CAD DETAILS

PROJECT DESIGN

CERTIFICATION

QUOTATIONS

FREE AREA CALCULATIONS

REGULATIONS ADVICE

PRODUCT SELECTION

SPECIFICATION

To contact a member of the Façade support team [click here](#).

For further information [click here](#) for the Smoke Control Association's guidance document for EN12101-2:2003 Automatic Opening Smoke Vents.

